


# Make a fingerprint like at the police ! ... a reindeer

(6-10 years old)



## Material :

- paint
- paint-brush
- water
- sheet of drawing paper
- tissue





*1. Soak your thumb in the water then put it slightly on a tissue in order to blot the water.*

*Then press your thumb on the brown paint.*

*The lines of the tip of the fingers are different for every one.*

*Their impressions allow the policemen to identify individuals with assurance !*




*2. Press your finger on a sheet ... it will be the head. Then start again for the body.*

*!!! Don't press too hard and make several tests on a draft sheet*

*before you begin your drawing !!!*



3. With a paint-brush, draw like on the model the neck, the antlers and the tail.



4. Simple lines will make the paws, triangles will be hoofs.

5. Use black paint for the muzzle, the eye and the line for the mouth.



6. Draw him a friend who walks. Only the paws change ...