

Reindeers... pop up (for all)




To hang ...



*on the
Christmas tree ...*




or elsewhere !!!



You need :

- *white sheets of paper to print*
- *scissors*
- *thread and needle*
- *something to color*



*To print the pattern, see
on the previous page*



*Color them in the range
of brown and cut them
out ...*



Or if you prefer, print them on colored paper !



Fold the reindeer in half as shown in the picture . . .



Using the scissors, make 6 little cuts going from the bottom to the top . . .

!! Don't cut the top edge !!




Unfold the reindeer . . . The reindeer's body has 6 little cut strips !


*Use the fold already made in the reindeer to fold the strips,
3 on one side, 3 in other side,
For help, look at the picture !!!*



*Draw on each side of the reindeer,
an eye, a muzzle, a mouth
and the hooves !!!*



Using the needle, make a hole in the reindeer's antler at the back.



Put the thread through the hole and make a knot.

***Hang the reindeers
on the Christmas tree
or everywhere !!!***

