


## Polar jumping jacks ... reindeer ? (8-12 years old)

### Material

*white and thick drawing printer paper  
a punch, scissors, glue, 8 claps, string  
a pin in order to pierce paper and something to color.*





*To print the pattern, see on the previous page*





*Cut the printed forms carefully. Color them like on the model.  
Stick the reindeer hooves, the snout, the ears and draw the eyes.*

*With the punch, make holes in the paws and in the body like on the model.  
Take a good look at the picture !*



*With a pin, make a hole in each paw a little above the hole made with the punch.*




*Pass the string in the little hole in the paws like on the picture.*

*Then pass the string a first time in a big paw.*

*Go back making a loop and pass a second time in the same hole.*

*!!! with the pin, enlarge the hole if necessary !!!*

*Do the same with the last paw. You have to obtain the same thing as on the picture.*



*Hook the reindeer's paws to its body by putting the clasps in the holes.*



***!!! Don't squeeze the clasps too much, the paws have to move !!!***

*Adjust the length of the string like on the picture.*



***Stick the head***

***and***

***have fun***