



Penguin-Frame . . . "memo holder" or "picture holder" (for all)





These ultra practical penguins will hold your memos or pictures !!!



You will need :



- 1 large cardboard (packing box)
- some string or (washing) line
- some blue paint
- 1 paint brush, scissors
- some sheets of white paper
- 1 hole punch
- small clothes pegs



Paint the cardboard "blue sea" colour and let it dry ...



Use the hole punch, make 3 holes at the same height on the right side and 3 holes on the left side of the cardboard.

Then make 2 holes at the top, to place the string which will hold the frame.



*Click on previous page
to print the penguins
(several times)
and cut them out*

*Cut out the "icebergs" from the sheets of white paper ...
Glue them onto the cardboard ...
Stick the penguins on the icebergs !!!*



*To hang the frame, pass the string through the top 2 holes and tie it at the back,
as shown in the picture . . .*



*With another string, make 3 horizontal lines
across the frame, from one hole to another.*

Finish with a knot ... as shown in the picture !!!



Hang some small clothes pegs to the strings

The penguins are now ready to receive your

pictures or your memos !!!