

Polar visor... !

(5-7 years old)

© Duda Sorensen




In summer, this polar bear will protect your face from the sunlight . . .





And you . . . ?

Will you protect the bears from global warming ???



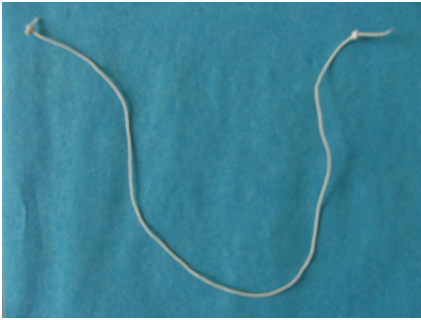
You need :

- thick white sheets of paper to print (120g)
- elastic string
- scissors
- 1 stapler




To print the pattern, see on the previous page


then cut it out !!!



Take a piece of elastic string +/- 25 cm in length . . . Make several knots at each end .




To strenghten the attach point, fold the paper over each paw backwards... (see a photo)




Using a stapler, attach the elastic knot as shown in the picture . . .





Fold the bear's head as shown in the picture . . .



*Color using black marker, the paws, the nose and the inside of the ears . . .
I have forgot to do it !!!*



***But . . . I have never forgot the 10 actions
to save energy and to protect the bears !!!***