


## **Inuit sleds... indulgent !** ( for all )




*As those of Inuit ..... but for those who indulge !!!*





### *You need :*

- *cardstock in different colors*
- *recycled cardboard*
- *empty matchboxes*
- *candies*
- *glue, scissors and a pencil*

*To print the pattern, see on the previous page*




*Cut the printed forms, glue them on the recycled cardboard, then cut the cardboard . . .  
So you get a template to trace around many times . . .*



*Trace around the templates on colored cardstock.*



*Trace also around the matchbox.*

*Cut out the forms . . .*




*Fill the matchbox with candies of your choice. . .*

*then glue the colored cardstock on the cover.*



*Then glue the sides of the sled . . . . . on to the match box .*



*Make sleds of all colors . . .*

*and share sweets with  
all your friends !*

