

Polar Christmas tree ... for windows ! (for all)

Original and polar !!!




Reindeers ...

Sledges ...


and snowballs ...

*for a pretty
festive Christmas tree !*




You need :

- white, brown and green sheets of paper to print
- white gift ribbon
- ruler, glue, scissors and tape



*Print 2 x the snowballs
in white*




*Print 2 x the sledges
in green*



*Print 1 x the reindeers
in brown*

[To print, see on the previous page](#)



Carefully, cut out . . .


22 snowballs . . .

16 sledges . .


12 reindeers . . .

AND

7 strings of white gift ribbon (or yarn) of 1 meter length !



Glue 2 snowballs . . . and press the gift ribbon between the 2 as in the picture.



Glue, back to back, the same shapes along the gift ribbon.

In order to give the appearance or form

of a Christmas tree,

look at the picture !