

Reindeer... pencils holder

(6-8 years old)





With this reindeer,

your pencils will be well kept !!!

Material :

- 1 white or brown sheet of paper to print
- the inside of a toilet paper roll
- scissors, glue, punch
- something to color




To print the pattern, see on the previous page

Use brown paper if you don't like color.

Cut out the forms and color them like on the picture.

Using a punch, make 2 little white circles. They will be the eyes.



*Put glue all over the toilet paper roll.
Then roll up the brown rectangle around the roll.
Grip the paper for a few moments.*



Stick first the antlers then the black hair.

Put then the eyes and the snout.

Look carefully at the picture !

*Stick a piece of brown cardboard under the reindeer
and decorate your desk !*

