

## Scented polar bear . . . for quiet night ! ( for everybody )



*Lavender hidden  
in the polar bear's belly  
will scent your room  
for a relaxing night . . .*





### You need :



- a coffee filter
- a hole punch
- glue, tape, scissors
- a colorful ribbon (or a piece of yarn)
- white thick drawing paper (to print)

*. . . and dried lavender flowers*






*Fold the filter like the photos and tape the last fold.*



*Fill the inside of the folded filter with dried lavender flowers.*




*Then close it with tape.*



*Print the 2 patterns*

*Front and back  
(on thick paper)*




*by clicking on the links you'll find  
on the previous page*

*... then cut them out !*



*Turn over the "front",  
and paste the filter to it.  
Then put glue around  
the filter.*



*Glue the "back" carefully  
to the "front".*



*!!! black border  
on the inside !!!  
(as in the photo)*



*Glue the head "front side"  
slightly oblique.*

*Glue carefully the head  
" back side".*

*!!! black border on the inside !!!*



*With a punch, make a hole in the polar bear's head,  
hang the string then hang the bear in your room.*

*!!! In order that the bear is hanging right,*

*the hole must be centered with the body !!!*

