





## **Bears ... pot cover !** ( for all )



*Pot cover made of paper,  
with polar colors . . .  
for all plants  
especially those to offer !!!*

### You need :



- blue and white paper
- white paint
- Q-tip
- glue, scissors, ruler
- gift ribbon





*Cut one sheet of blue  
paper length wise.*

*Glue the 2 pieces end  
to end . . .*


*To print the pattern,  
see on the previous  
page*




*Cut the bears out and glue them on the blue strip of paper . . .*



*Dip a Q-Tip in white paint . . . and print snowflakes !  
Fold the strip like an accordion . . .  
Folds have to be +/- 3 cm.*



*Make holds in the bottom of the folds . . . then glue the strip end to end  
like shown on the picture !*



*Pass the gift ribbon through the holes,  
Then put a pot inside and make a knot  
with the ribbon.*