

## Bears... boxes of secrets ( 6-10 years old )




*Mother bear*

*and her cubs ...*

*boxes of secrets !!!*

### Material :



- thick white sheet of paper to print
- 1 large and 2 small empty boxes of matches
- scissors, glue, ruler
- 1 black marker




*To print the drawing of the mother bear (1x)*

*and bear cub (2x)*


*see on the previous page*




*Measure the height of the large box of matches (+/- 8cm).  
Trace and cut a long strip of white paper the same size as your matchbox.*



*Roll the box in the paper strip, tight leaving no gaps !  
If the strip is too long, cut the excess off , and glue the end as shown in the picture.*




*Using a black marker, draw the eyes, nose, mouth, ears and paws.  
**Carefully, then cut out the head and the body.***



*Put glue on the side of the box with the seam. Turn over the box.  
Place the box glue side down on the bear's body between the paws.  
Make it even with the edge of the paper.  
With your hand, press on the box a few moments.*





*Put a big dot of glue on the front of the box, as seen in the picture  
and put on the head.  
Fold the paws along the dotted line.*



*Repeat the same method for small boxes.*

***Put your secrets in the boxes !***

***They will be well kept !***

*\*Boxes will slide open for your secrets !*