

Penguins for a party !

(8-12 years old)



***Serviette holder
for
a table decoration ...***

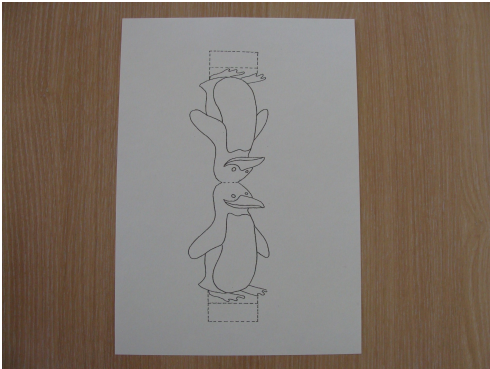
... or message holder

for all occasions ... Mother's Day, Father's Day



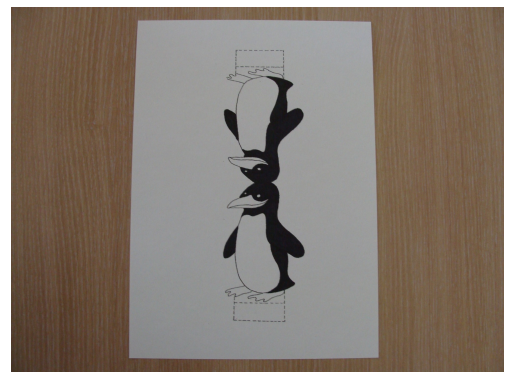
Material



- 1 sheet of white drawing paper A4
- paper serviettes - color according to choice
- ribbon - color according to choice
- scissors, glue, black marker




Click on the previous page to view the penguin template.

*Print it on a sheet of white drawing paper.
Then color it in black as the pictures show.
Leave the beak, the eyes and the feet in white.*








Cut around the penguin carefully to be left with your model, like the last picture shows.





Fold the drawing in half around the penguin's head.



Fold then the 2 parts of the base following the dotted line.



Now glue the 2 base flaps together.



Roll a serviette

or a drawing

or a poem ...

*and slide what you choose between
the penguin's feet.*



*Tie a piece of ribbon around
the penguin's neck.*



*Using scissors, make curls
in the ribbon.*



!! Be inventive !

*Choose and match the colours
of your choice!!!*