


Polar snow glasses !!! ... **(for all ages ... in the snow or as a mask !)**



Try to make these original model of glasses !!!

Did you know ???

The reflection of sunlight on the sea ice and on snow is so strong that it can cause blindness ...

To protect their eyes from the blinding glare, the Inuit use to wear snow glasses similar to these glasses.

In the picture, these are old, cut out of bone or ivory and fastened with strips of animal skin.

To know more !!!

Scientists call "albedo" this phenomenon (latin word meaning "whiteness" as snow).



Click on :

http://www.educapoles.org/fr/multimedia/animation_detail/pourquoi_fait-il_froid_aux_ples/


to discover an animation from the International Polar Foundation that will explain in detail what is the albedo.

You need :

- white sheet paper to print
- recycled cardboard
- 2 pieces of ribbon or yarn +/- 30 cm
- 1 hole punch, glue, scissors, 1 exacto knife





To print the pattern, see on the previous page then cut it out ...





To strengthen the glasses, glue them on a piece of recycled cardboard.

Then, cut the cardboard !




Using a hole punch, make a hole on each side of the glasses.

*!!! Look at the picture !!!
The holes are on the same line as the slot designed for the eyes.*



Tie the 2 ribbons ...



then try the glasses ...

with pride !!!