


## Ice crystal ... for polar decoration (12 years old)



You will need :

- 6 wooden clothespins
- 1 piece of yarn
- strong glue ("super glue")
- white acrylic paint
- 1 paint brush





*Remove the springs of the 6 clothespins . . .*

*Paint the 12 pieces of wood in white (acrylic paint) . . . Let them dry . . .*



*With strong glue (super glue), put the pieces of wood together, 2 by 2, back to back as shown in the picture.*



*Don't forget to insert, between 2 pieces of wood, the piece of yarn you'll use to hang your crystal !!!*

*!!! Difficult step !!!*

*Glue the crystal branches together as shown in the picture and let them dry !*

*Did you know?*

*Each ice crystal is different*

*but it ALWAYS has 6 branches !!!*

