


## Whale's heart ! ( 5 - 8 years old )





*Whales . . . to say "love" !*

*Send them ! . . . for all occasions !*





You need :


- 1 sheet 8 1/2 x 11, choice of colour (folded in half)
- toilet paper roll
- paint
- 2 Q-tips
- 1 pencil, 1 black marker, 1 white pencil



*Fold the colored sheet in half . . .*





*Flaten the roll in half crushing it well with 2 folds.*





*Then bend like the picture to give a heart shape.*




*Crush a little, making the heart narrow.*



*Use the heart as a stamp . . . and dip it into the paint !*





*!!! Practice first on scrap paper !!! then stamp it on the colored paper !*



*Using the black marker, draw the tail and the eye.*



*Using a white pencil, draw the whalebones which are in the mouth.*





*Draw the water jet in black marker . . .*

*Dip the Q-tip into the blue paint and dab 5 drops in the water spout.*



*Dip the other Q-tip into the white paint and dab 5 other drops of water . . .  
(see picture)*

***Make cards of all colours***

***and send them to your friends !!!***