

Card "Sea Ice Ambassador" ... (for all)



Help the Climate

by inviting your friends to become


Sea Ice Ambassadors !

Make this card and send it to them ...




You will need :

- Half a sheet of thick white paper (card stock)
- Sheets of additional color paper,
i.e.: yellow, black, red
- Cardboard
- Scissors, glue, black marker
- 1 envelope




*To print the pattern of the penguin,
see on the previous page.*

*Cut out the printed forms and glue them on the
cardboard ... Then cut around the cardboard ...*



*This will give you a template to trace on the colored paper.
Use the black paper for the penguin, white for the belly and eye and yellow for the beak !!!*



*Fold in two parts the 1/2 white and thick sheet A4 . . . Mark well the fold !
You obtain the base of your card . . . !!! Put the fold of the card on the left !!!
Then, as shown in the picture, glue the penguin's black shape,
paying attention to the direction, look at the tail !*



Glue the belly, the beak and the eye as shown in the pictures !

Do not forget to draw the black dot in the eye !



*Using a marker,
draw ice crystals
around the penguin . . .
Draw the same ice crystal
that you chose for your
Ambassador's signature !
First draw 6 branches
as shown in the picture . . .*



*Before to put your card in the envelope
write a message . . .*

*Be creative or use Professor Sneeze's
example letter !*

" Hello
(first name of your friend),

*Would you like to help the climate like myself?
You too can become a Sea Ice Ambassador?
With more Ambassadors, the faster we can act!!
It's not complicated, I'll explain.
I rely on you ... see you soon*

Your signature with the ice crystal

!!! Write to many friends to help the climate !!!